



SAW Components

Data Sheet B1610





SAW Components

B1610

Low-Loss Filter

1220,00 MHz

Data Sheet



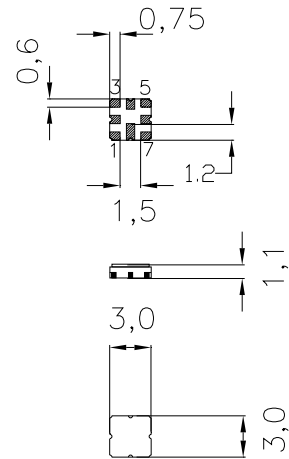
SMD ceramic package **QCC8D**

Features

- Low loss RF filter for dual conversion
- Usable passband 8 MHz
- No matching network required for operation at 200 Ω
- Balanced to balanced operation
- Low group delay ripple
- Package for **Surface Mounted Technology (SMT)**

Terminals

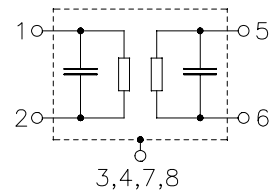
- Ni, gold-plated



Dimensions in mm, approx. weight 0,037 g

Pin configuration

- | | |
|-----|----------------|
| 1 | Input |
| 2 | Input |
| 5 | Output |
| 6 | Output |
| 3,7 | To be grounded |
| 4,8 | Case – ground |



Type	Ordering code	Marking and Package according to	Packing according to
B1610	B39122–B1610–U810	C61157-A7-A72	F61074-V8168-Z000

Electrostatic Sensitive Device (ESD)

Maximum ratings

Operable temperature range	T	-40/+85	°C	
Storage temperature range	T_{stg}	-40/+85	°C	
DC voltage	V_{DC}	0	V	
Source power	P_S	0	dBm	source and load impedance 200 Ω



SAW Components

B1610

Low-Loss Filter

1220,00 MHz

Data Sheet



Characteristics

Operating temperature range: $T = -40\text{ °C} \dots +85\text{ °C}$
 Terminating source impedance: $Z_S = 200\ \Omega$
 Terminating load impedance: $Z_L = 200\ \Omega$

		min.	typ.	max.	
Nominal frequency	f_N	—	1220,00	—	MHz
Maximum insertion attenuation	α_{\max}				
1216,00 ... 1224,00 MHz		—	3,6	4,2	dB
Amplitude ripple in passband (p-p)	$\Delta\alpha$				
1216,00 ... 1224,00 MHz		—	0,6	1,2	dB
Attenuation	α				
500,00 ... $f_N-91,00$ MHz		58,0	62,0	—	dB
$f_N-91,00$... $f_N-85,00$ MHz		58,0	62,0	—	dB
$f_N-76,00$... $f_N-68,00$ MHz		56,0	60,0	—	dB
$f_N-88,00$ MHz		58,0	62,0	—	dB
$f_N-72,00$ MHz		56,0	60,0	—	dB
$f_N-44,00$ MHz		46,0	54,0	—	dB
$f_N-36,00$ MHz		42,0	44,0	—	dB
$f_N+70,00$... 2000,00 MHz		56,0	62,0	—	dB
Group delay ripple (p-p)	$\Delta\tau$				
1216,00 ... 1224,00 MHz		—	15	—	ns



SAW Components

B1610

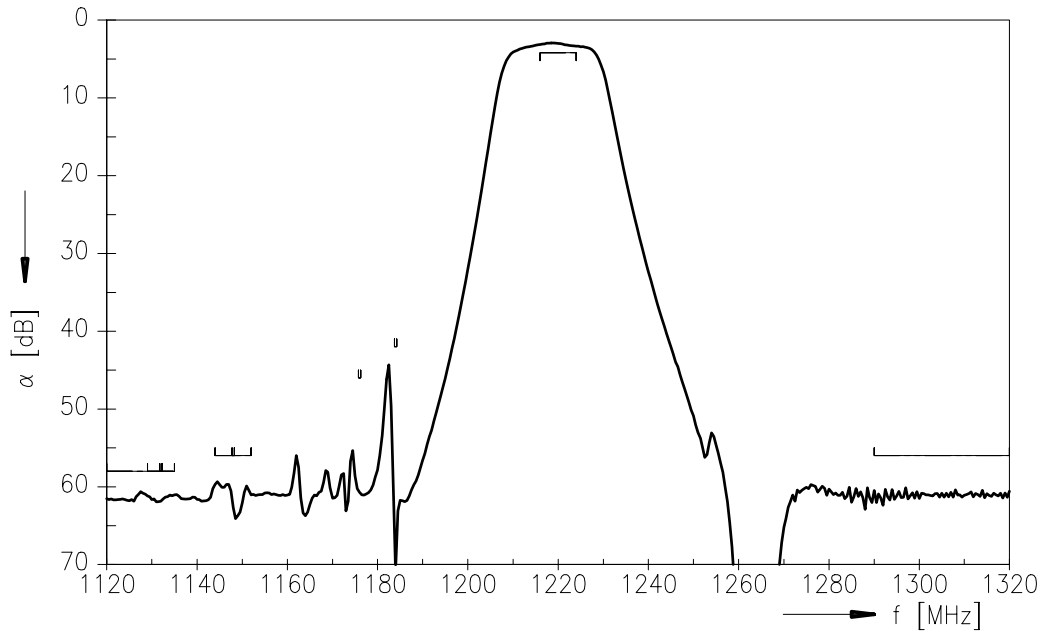
Low-Loss Filter

1220,00 MHz

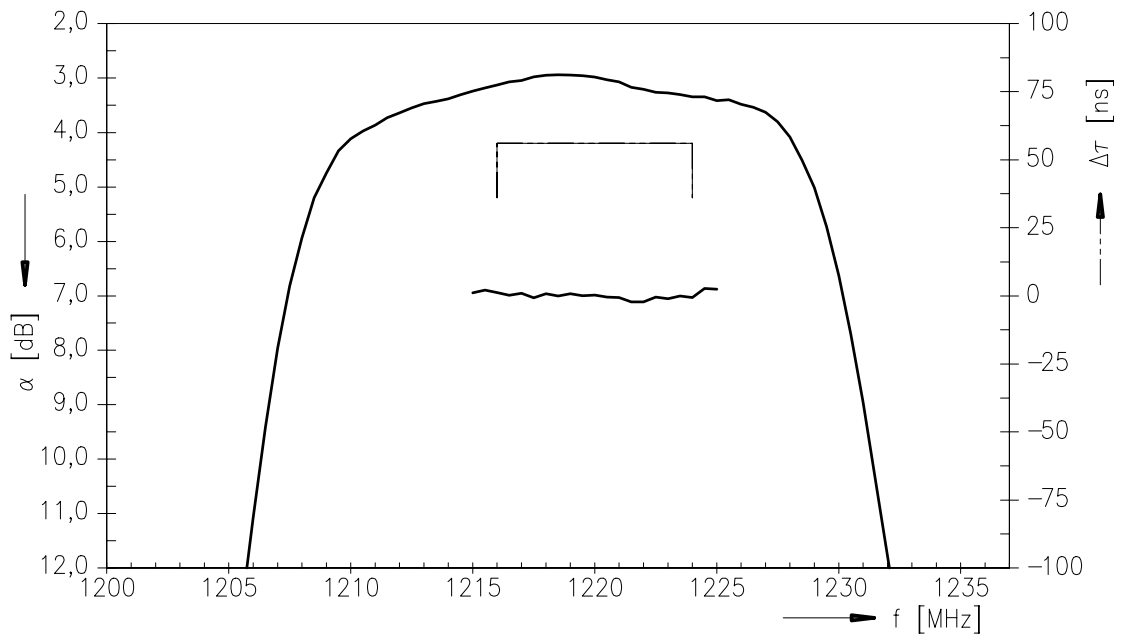
Data Sheet



Transfer function



Transfer function (passband)





SAW Components

B1610

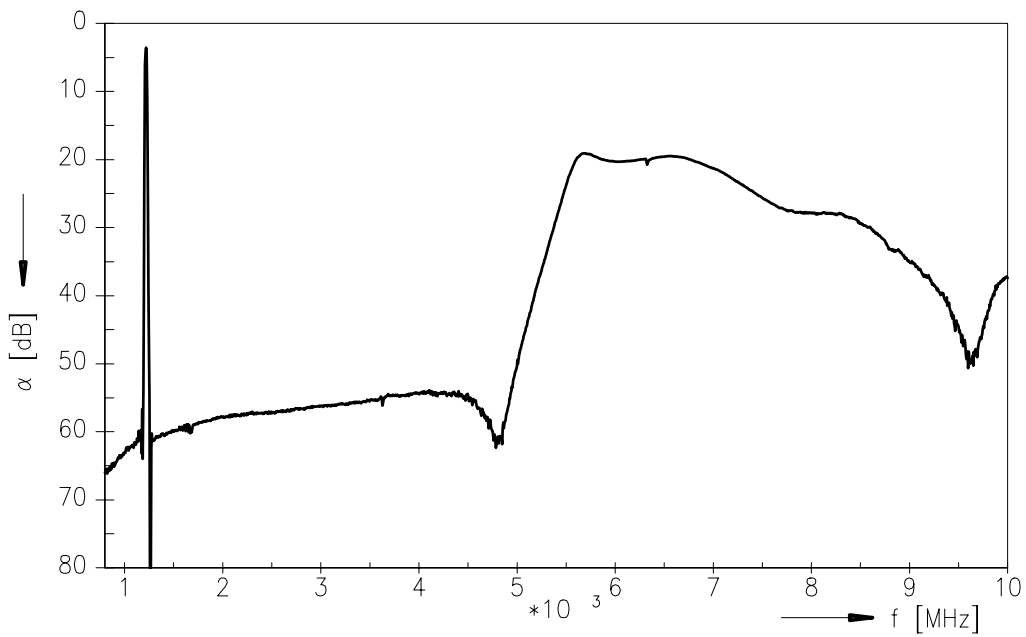
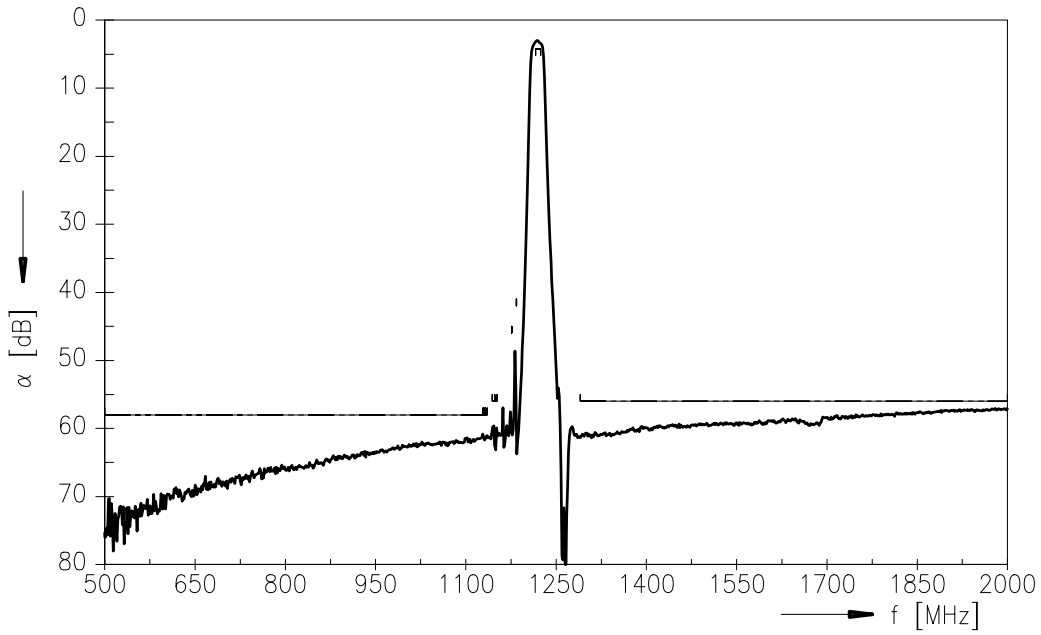
Low-Loss Filter

1220,00 MHz

Data Sheet



Transfer function (wideband)





SAW Components

B1610

Low-Loss Filter

1220,00 MHz

Data Sheet



Published by EPCOS AG

Surface Acoustic Wave Components Division, SAWCE MM PD

P.O. Box 80 17 09, 81617 Munich, GERMANY

© EPCOS AG 2003. Reproduction, publication and dissemination of this data sheet, enclosures hereto and the information contained therein without EPCOS' prior express consent is prohibited.

Purchase orders are subject to the General Conditions for the Supply of Products and Services of the Electrical and Electronics Industry recommended by the ZVEI (German Electrical and Electronic Manufacturers' Association), unless otherwise agreed.

This brochure replaces the previous edition.

For questions on technology, prices and delivery please contact the Sales Offices of EPCOS AG or the international Representatives.

Due to technical requirements components may contain dangerous substances. For information on the type in question please also contact one of our Sales Offices.